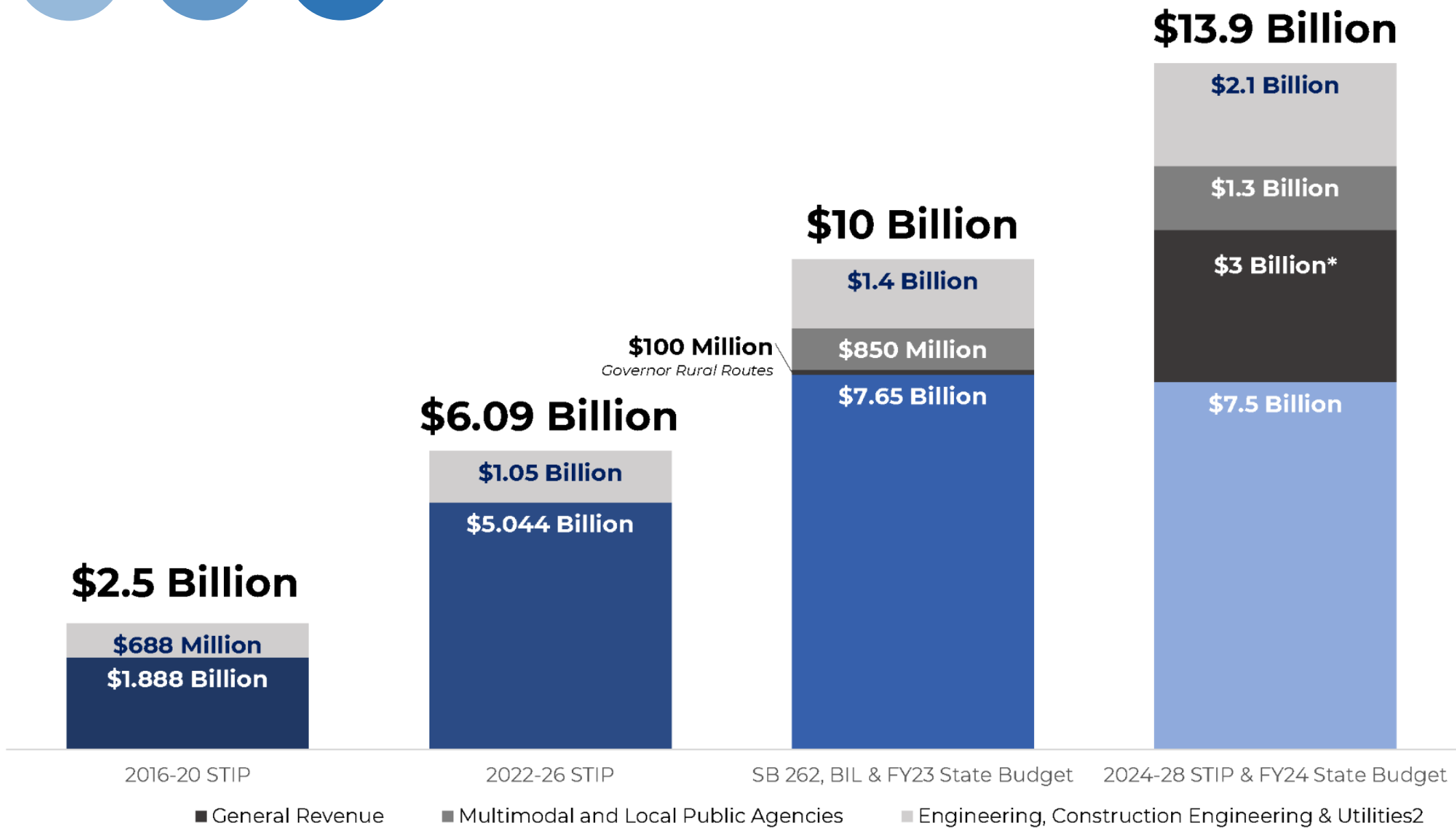




# MoDOT UPDATE

Eric Schroeter | MoDOT Assistant Chief Engineer



\*General Revenue for the Reconstruction and Expansion of Interstate 70, Governor Rural Routes, and more

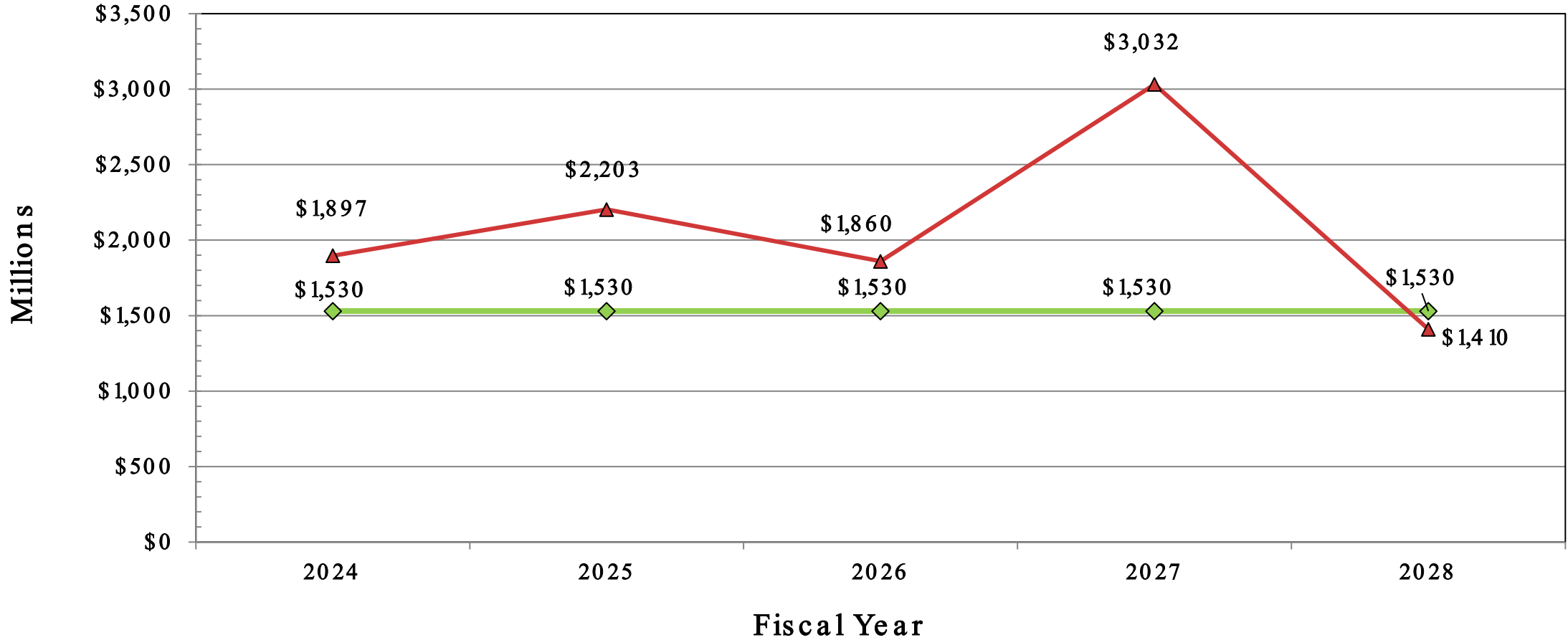
# 2024-2028 STIP

## ASSET MANAGEMENT VS CAPITAL IMPROVEMENT

*First Three Years Average - Percent of Programmed Funding*

Category	2023-2027 STIP	2024-2028 STIP
Asset Management	74%	77%
Capital (System) Improvement	20%	17%
Other	6%	6%

# 2024-2028 STIP CONTRACTOR AWARDS

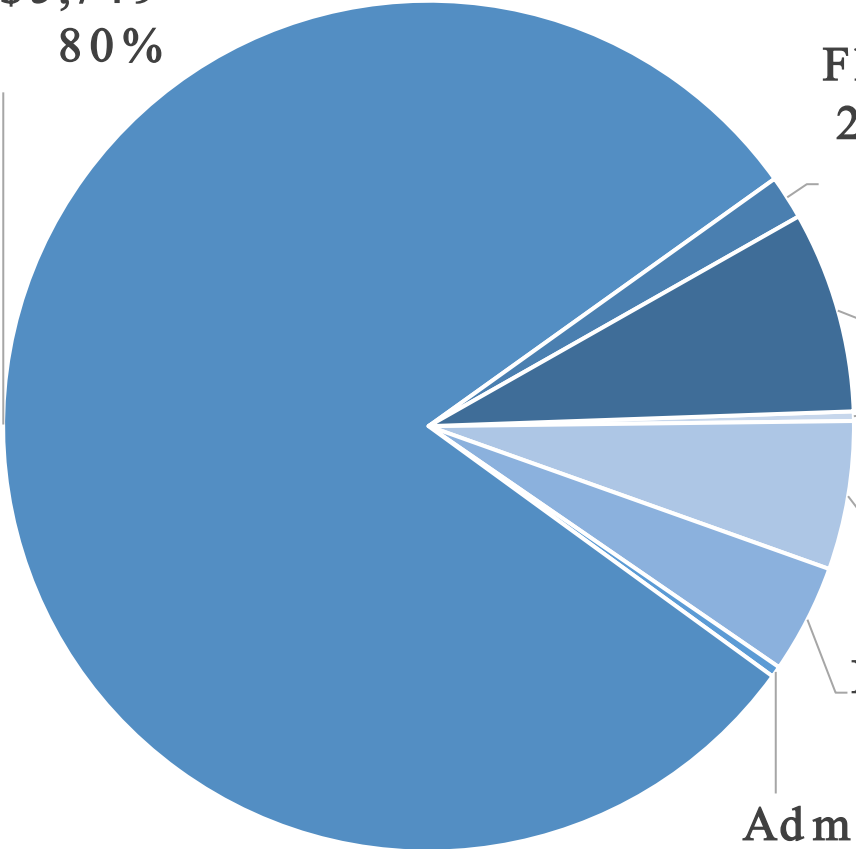


◆ January 2022

▲ Jun-23

# BUDGET UPDATE

Program Delivery \$5,749  
80%



Fleet, Facilities & Information Systems \$120  
2%

Safety & Operations \$549  
8%


Refunds \$26  
< 1%

Multimodal \$405  
6%

Fringe Benefits \$297  
4%

Administration \$30  
< 1%

*Shown in Millions*



# LEGISLATIVELY DESIGNATED & FUNDED INITIATIVES

**\$3.049 Billion:**

- **I-70 - \$2.8 billion**
- **Rural Routes - \$100 million**
- **Other Road and Bridge funded projects and studies - \$40 million**
- **Railroad Crossing Corridor Improvements - \$50 million**
- **KC public port improvements - \$30 million**
- **Other Multimodal funded projects and initiatives - \$29 million**



# IMPROVE I-70



AUGUST 2023

## Planned Capacity Improvements Blue Springs to Wentzville

## Additional Capacity Improvements Kansas City and St. Louis

**Under Construction** - \$271 million  
**Funded** - \$2.8 billion  
*from General Revenue*

**Under Construction** - \$720 million  
**Funded** - \$304 million



**Kansas City**

- \$257 million  
*Buck O'Neil Bridge*
- \$11 million  
*Blue Ridge Boulevard*
- \$249 million  
*Paseo to I-435*

**Blue Springs to Odessa**

Average Daily Traffic: 51,800

- \$0
- \$200-300 million

**Odessa to Marshall**

Average Daily Traffic: 31,000

- \$0 million
- \$450-550 million

**Marshall to Columbia**

Average Daily Traffic: 36,800

- \$240 million  
*Rocheport Bridge*
- \$600-700 million

**Columbia to Kingdom City**

Average Daily Traffic: 39,800

- \$0
- \$350-500 million

**Kingdom City to Warrenton**

Average Daily Traffic: 39,300

- \$31 million
- \$650-750 million

**Warrenton to Wentzville**

Average Daily Traffic: 81,700

- \$0
- \$400-500 million

**St. Louis**

- \$278 million  
*I-270*
- \$112 million  
*Chain of Rocks*
- \$62 million  
*Cave Springs to Fairgrounds*

- Environmental near completion
- **1.1 million jobs** depend on I-70
- Workforce development opportunities
- I-70 carries **100 million tons of freight**

[modot.org/improveI70](https://modot.org/improveI70)



# IMPROVE I-70

## TENTATIVE PROGRAM SCHEDULE

PROJECT	LIMITS	PROJECT AWARD	COMPLETION
1	<u>Columbia to Kingdom City</u>	February 2024	Late 2027
2	<u>Warrenton to Wentzville</u>	Late 2024	Fall 2028
3	Blue Springs to Odessa	Spring 2025	Fall 2028
4	Kingdom City to Warrenton	2026	2030
5	Odessa to Marshall	2027	2030
6	Marshall to Columbia	2027	2030





# IMPROVE I-70 PROJECT # 1



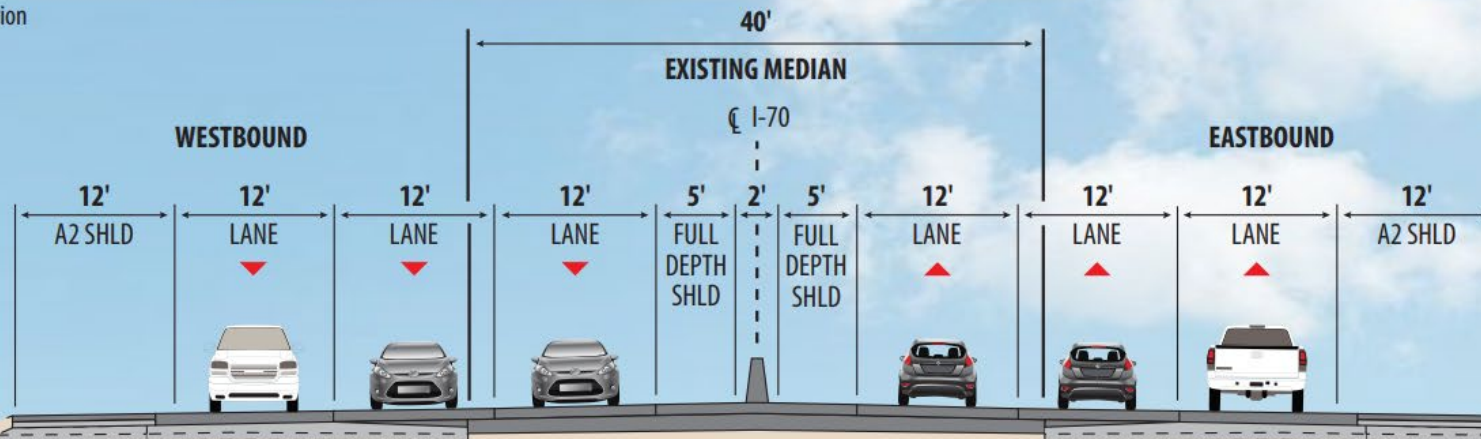
- 20 miles between Columbia (U.S. 63) and Kingdom City (U.S. 54)
  - Includes interchange improvements at U.S. 63 and U.S. 54
- Design-Build project awarded in February to Millstone Weber
- Completion: late 2027

# IMPROVE I-70

## PROJECT # 1

- Project details:
  - Add 3rd lane in each direction
  - Reconstruct existing pavement
  - 3 roundabouts and C-D road at U.S. 63
  - Rebuild U.S. 54 interchange
  - 2 lanes open on I-70 during construction

Exhibit ES-4: Typical I-70 Section



Median Widening with 5' Inside and 12' Outside Shoulders





# IMPROVE I-70

## MORE INFORMATION

**Eric Kopinksi**

Program Director

314-415-0964

[improvei70@modot.mo.gov](mailto:improvei70@modot.mo.gov)



# FOCUS ON BRIDGES

- \$351 million to repair or replace 250 bridges
- Final bridge opened December 2023



# BRIDGE PROGRAM COMPLETIONS

- Bootheel Bridge Bundle
  - 17 bridge improvements
  - Completed Nov. 2023
- FARM Bridge Program
  - 31 bridge replacements
  - Completed Oct. 2023





# GOVERNOR'S RURAL ROUTES

- \$100 million for FY 2023
  - 1,700 lane miles of improvements
- Another \$100 million for FY 2024
  - 1,567 lane miles of improvements








# FORWARD 44

- FY 2024: \$20 million in General Revenue for I-44 environmental study
- Oklahoma state line to Route 100 (Franklin County)
- Update environmental studies completed in mid 2000s
- Consultants hired in early 2024

# INFLATION CHALLENGES

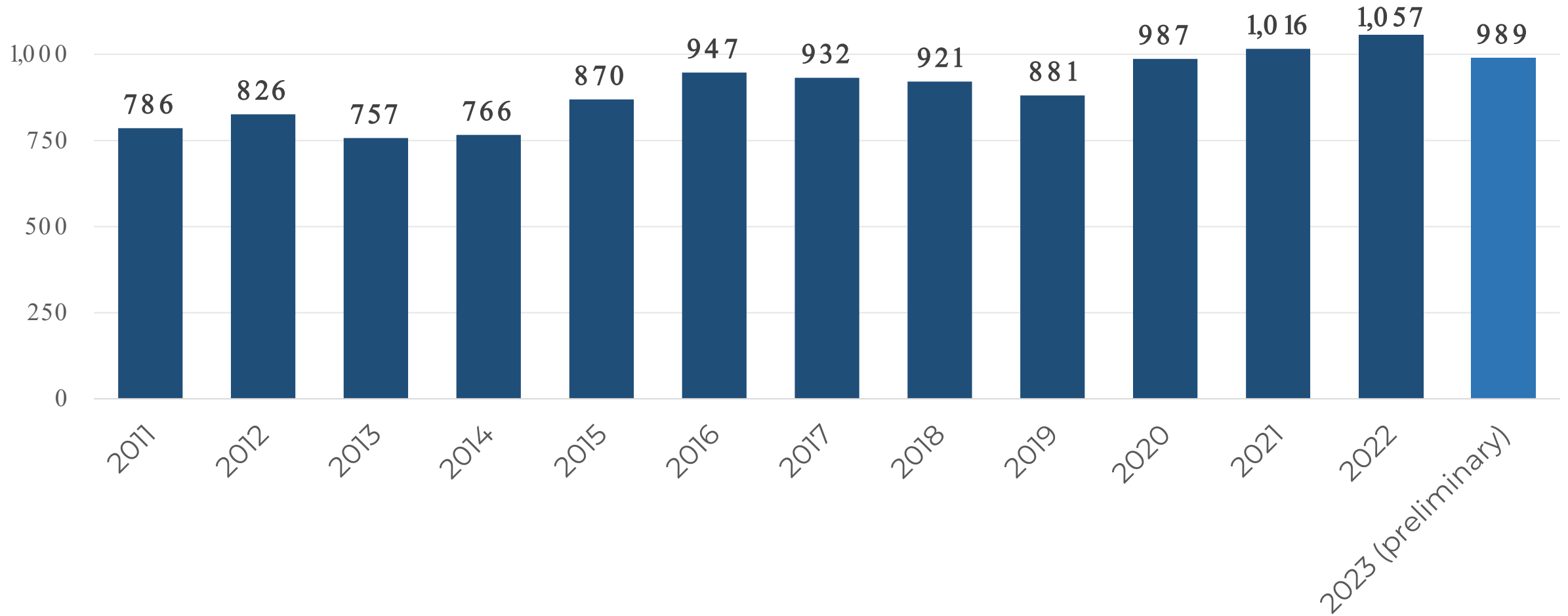
- \$1.2 billion in inflation impacts on 2024-2028 STIP
- Worth a year of construction



# INFLATION CHALLENGES

- **\$891 million** increased estimates from 2023-2027 to 2024-2028
- **\$102 million** adjustment from 2022 awards in SFY 2024
- Estimated **\$236 million** adjustment from 2023 awards to be in SFY 2025
- Project Schedule Adjustments for 54 projects from 2023 into 2024-2028 totaling **\$538 million**
- Project Schedule Adjustments for 362 projects within 2024-2028 STIP totaling **\$1.455 billion**

# TRAFFIC FATALITIES



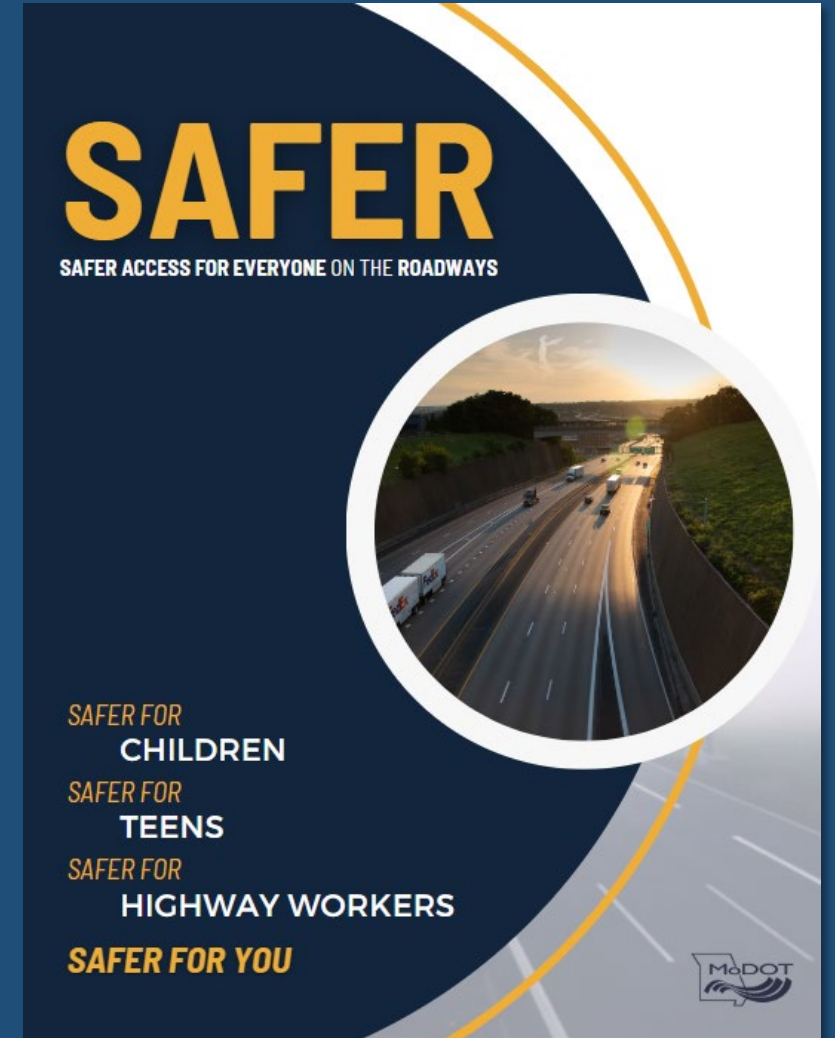


# TRAFFIC FATALITIES

- 2023: First year under 1,000 since 2019
- Three people killed each day on Missouri roads
  - Two of the three are unbuckled

# LEGISLATIVE EFFORTS

- Safety Omnibus Package: SAFER
- Passed legislation:
  - Sidens Bening Hands Free Law
    - Secondary texting ban



# BUCKLE UP PHONE DOWN

- Nearly half of all states participating or sharing BUPD messages
- Recognized by USDOT as an Early Mover for national safety strategy
- Ongoing NHTSA pilot programs in two states




# BUCKLE UP PHONE DOWN

- 3<sup>rd</sup> annual High School Showdown
  - More than 16,000 pledges from Missouri high schoolers
- Business Showdown
  - Pledges from 48 businesses (1,294 employees)
  - 2<sup>nd</sup> showdown later this spring



# WORK ZONE SAFETY

- In 2023:
  - 35 people killed in work zone crashes
    - 45% not wearing a seat belt
  - TMAs struck 63 times while protecting crews
- Work Zone Awareness Week: April 15-19





# W O R K Z O N E S A F E T Y

